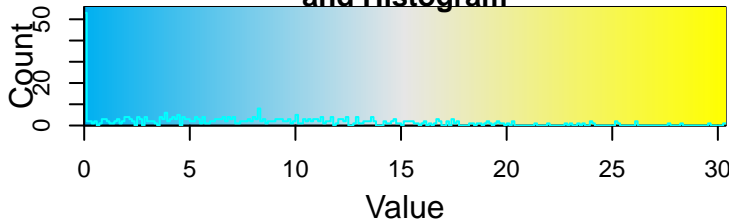

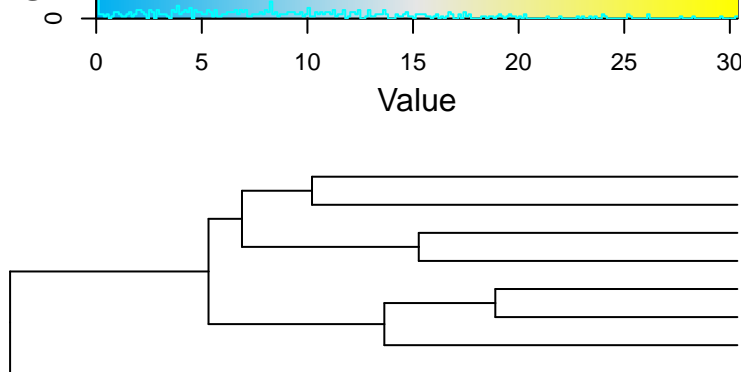


Color Key
and Histogram



E-MEXP-2593



Node20
Node11
Node36
Node26
Node8
Node4
Node25
Node47
Node12
Node27
Node16
Node43
Node46
Node24
Node32
Node1
Node41
Node18
Node37
Node45
Node23
Node39
Node21
Node2
Node29
Node10
Node14
Node38
Node35
Node50
Node48
Node49
Node17
Node19
Node42
Node15
Node5
Node31
Node6
Node34
Node13
Node9
Node7
Node22
Node30
Node44
Node33
Node3
Node28
Node40

GPphhRminus_11-30-09_12-3-09_s1.
PA14-Aro_10-5-07_s2.CEL
05_PA14000-4-2_5-10-07_S2.CEL
PA14_3-23-07_s2.CEL
PA14_cDNA_labeled_4-09-08_S2.CEL
HH-PA14_7-6-09_7-8-09_s1.CEL
GPphhRminus_11-4-09_s2.CEL
KP_PA14_5-28_5-30-08_s2.CEL